

Accessing CopWare's iPhone Version of the California Peace Officers Legal Sourcebook

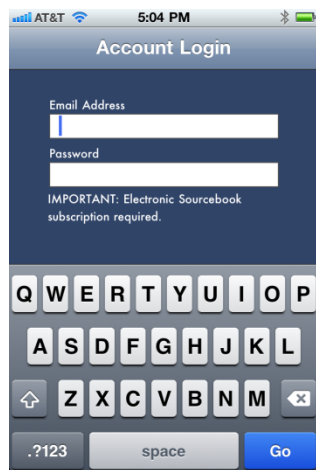
Please keep this document for your records.

Installation Instructions:

1. After purchasing our software for the iPhone, we will send you a confirmation email to the address you signed up with. Open this email on your iPhone or iPad.
2. Click the link to the CopWare Sourcebook app in the App Store on your iPhone or iPad:

<http://itunes.apple.com/us/app/california-peace-officers/id445967449?ls=1&mt=8>

3. Tap the FREE button. Once tapped, it will turn into the INSTALL button.
4. Tap the INSTALL button.
5. Once the Sourcebook app has fully downloaded to your device, click the CopWare badge icon from your home screen.
6. The app will load (you may see a large badge icon during loading) and take you to the Account Login screen.



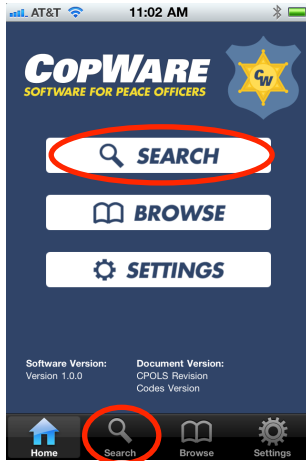
7. Enter the email address and password provided in your confirmation email.
8. Tap the LOGIN button.
9. The first time you log in, the app will automatically download the current version of the California Peace Officers Legal Sourcebook (CPOLS) and Codes.

Tips for Using the App:

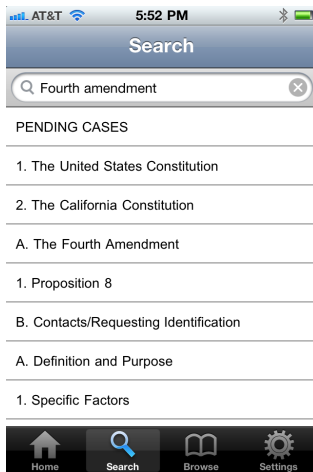
When you log in and see the home screen, you may begin by entering a search or by browsing the CPOLS and the Codes.

To Search

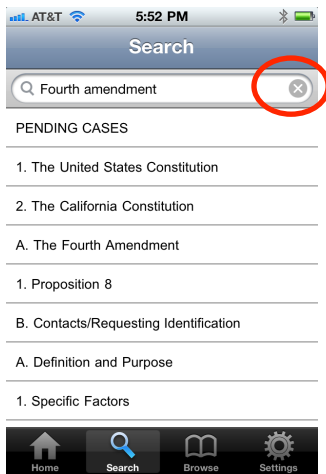
Tap the “Search” button from either the home screen center area or from any screen on the persistent toolbar at the bottom of the app.



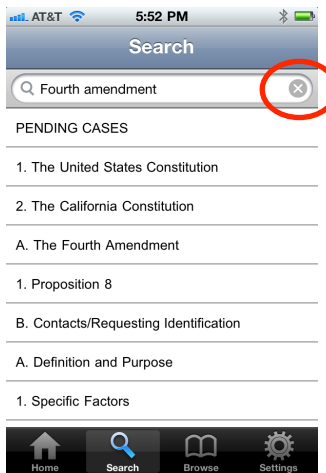
Begin typing a word or phrase. As you type, a listing will appear in the document screen of the most relevant results of the search.



The “cancel” button will stop the search and lower the keyboard to reveal the full screen.



Scroll down the page to see the full list of results. Use the “x” button to clear the search box and enter a new search term.



When you find a topic that you would like to explore, tap on that search result to go to the page in the CPOLS or Codes with your search word(s) highlighted in yellow. You will now be in Browse mode. The app will take you to the first instance of your search term on that page, and then you can scroll down to see if there are subsequent instances highlighted in yellow.



The **Fourth Amendment**; the "Exclusionary Rule;" Proposition 8; "standing;" consensual encounters; detentions; arrests, arrest warrants; searches incident to arrest; removal of evidence from suspect's body.

I. INTRODUCTION

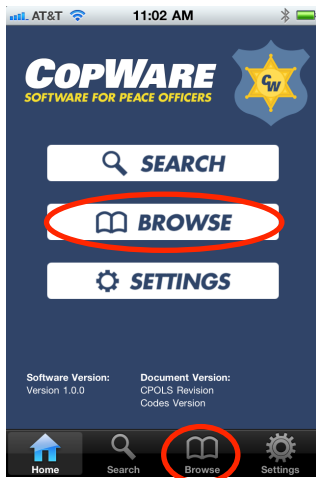
A. The **Fourth Amendment**

Both the United States and California Constitutions prohibit "unreasonable" searches and seizures of people, houses, and personal property.




To Browse

Tap the "Browse" button from either the home screen center area or from any screen on the persistent toolbar at the bottom of the app.



Select the document you wish to browse, either CPOLS or California Codes. Tap on the entries in the table of contents until you get to a content page.



Navigation Tips

Use the forward and backward arrows at the top and bottom of each document page to go forward one page or back one page in the document you are on (CPOLS or Codes).

Tap the word INDEX at the top and bottom of each document page to return from the current page to its entry in the table of contents.



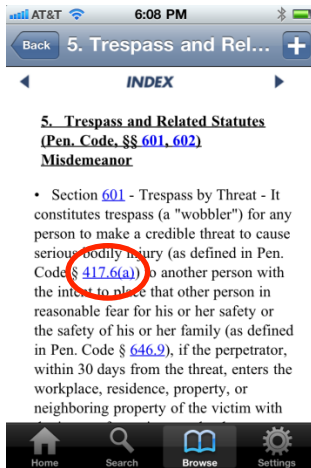
2 - SEARCH AND SEIZURE - PERSONS

The **Fourth Amendment**; the "Exclusionary Rule;" Proposition 8; "standing;" consensual encounters; detentions; arrests, arrest warrants; searches incident to arrest; removal of evidence from suspect's body.

I. INTRODUCTION

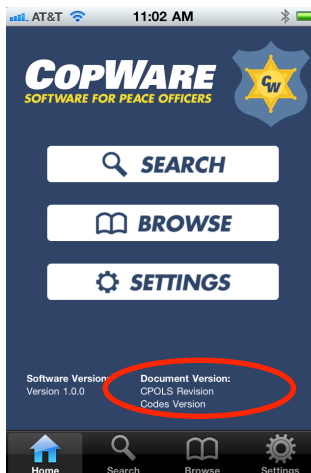


Link between the CPOLS and Codes by tapping on the links in the app.




Updates

Updates to the app are made by CopWare staff. This app will periodically prompt you to download the latest version of the California Peace Officers Legal Sourcebook and the California Codes, and you can always see which version of the CPOLS and codes your app is accessing by looking in the bottom right corner of the home screen. When a new update becomes available, the app will prompt you to download the new information.



To view the changes to the Legal Sourcebook from the previous version, follow this path:
BROWSE> CPOLS>CALIFORNIA PEACE OFFICERS LEGAL... > DESCRIPTION OF REVISIONS – Rev #.



Settings

Navigate to the settings screen by tapping Settings from the persistent toolbar at the bottom of the app. You can re-download the database or log out. It is unlikely that you will need to use these tools very often.



Technical Support

Contact our technical support staff at support@copware.com.